

# SIZE CODES

# ORDER DETAILS

# STANDARD OPTIONS

(CHECK IF APPLICABLE)

WIDTH "W"		05W	10W	15W	20W	25W	30W	35W	40W
"H" HEIGHT		15"	27"	39"	51"	63"	75"	90"	102"
05H	15 1/4"	SIZE CODE NOTE: TO DETERMINE SIZE CODE OF DESIRED HOUSING, 05 SIZED UNITS REPRESENT A 12" NOMINAL SIZE FILTER AND 10 SIZED UNITS REPRESENT A 24" NOMINAL SIZED FILTER. IE: A 10HX15W UNIT WOULD ACCOMMODATE (1) 24"X24"X11-1/2" NOMINAL FILTER AND (1) 24"X12"X11-1/2" NOMINAL FILTER PLACED SIDE BY SIDE.							
10H	27 1/4"								
15H	42 1/2"								
20H	54 1/2"								
25H	69 3/4"								
30H	81 3/4"	DEPTH "D"							
35H	97"	HEPA ONLY		20"					
40H	109"	HEPA W/ 2" PREFILTER		23"					
		HEPA W/ 4" PREFILTER		25"					

ITEM#	HEIGHT	WIDTH	DEPTH	QTY. REQ'D
1				
2				
3				
4				
5				
EX.	20H	15W	20	12

## PREFILTER SIZE

- ☐ NONE REQUIRED  
☐ 2" (NOM.)  
☐ 4" (NOM.)

## MATERIAL

- ☐ GALVANIZED STEEL  
☐ ALUMINIZED STEEL  
☐ T-304L STAINLESS  
☐ T-316L STAINLESS

## STATIC PRESSURE PORTS

(REF. CSD-020)

- ☐ PORTS ONLY (PLUGGED)  
☐ WITH GAGES  
☐ FACTORY MOUNTED  
☐ SHIP LOOSE  
☐ PREFILTER GAGE  
☐ HEPA GAGE  
☐ OVERALL GAGE  
☐ MAGNEHELIC  
☐ PHOTOHELIC

- ☐ WEATHER PROOF GAGE BOX

## DOORS

- ☐ 1 DOOR\*\*  
☐ 2 DOORS\*\*  
☐ RIGHT HAND (STANDARD)  
☐ LEFT HAND

## TEST PORT (3/8" NPT)

- ☐ UPSTREAM OF PREFILTER  
☐ DOWNSTREAM OF FINAL FILTER

## CONSTRUCTION TYPE

- ☐ INTERMITTENTLY WELDED AND CAULKED  
☐ SEAL WELDED

## TRANSITIONS

- ☐ UPSTREAM  
☐ DOWNSTREAM  
☐ SQUARE COLLAR: H/W \_\_\_\_X\_\_\_\_  
☐ ROUND COLLAR: ID \_\_\_\_\_

## HIGH TEMP GASKET

- ☐ YES

## INSULATION TYPE

- ☐ 2" THICK, FOIL BACK DOUBLE WALL

## WEATHER COVER

- ☐ YES

## LIFTING LUGS

- ☐ 2  
☐ 4

## DOOR HINGES

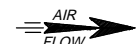
- ☐ YES

## FLANGES


- ☐ PLAIN (STANDARD)  
☐ DRILLED (REF. CSD-018)

- ☐ UPSTREAM

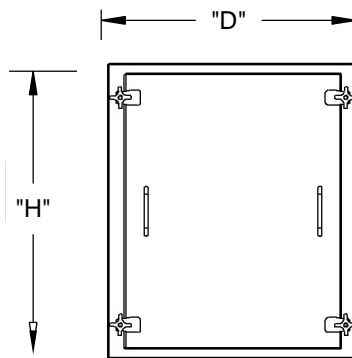
- ☐ DOWNSTREAM



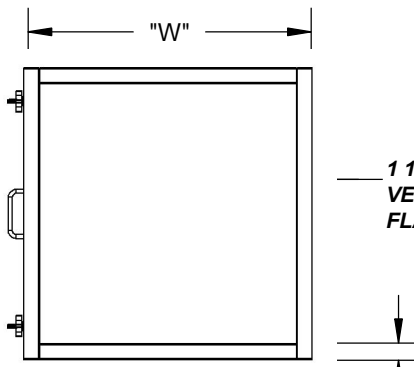
RIGHT HAND  
ACCESS AS SHOWN



## LOCKING TRAY DETAIL



ACCESS VIEW



HORIZONTAL FLANGES 1 1/2"  
UPSTREAM 2 1/2" DOWNSTREAM

## FLANGE CONNECTION

### STANDARD SPECS:

- UNIT SHALL BE MANUFACTURED FROM 11 AND 14 GA. MATERIAL. IF INTERMITTENTLY WELDED CONSTRUCTION OPTION IS CHOSEN, ALL SEAMS WILL BE INTERMITTENTLY WELDED AND THEN CAULKED WITH AN RTV SEALANT.
- ALL UNITS ARE DESIGNED FOR 24"X24"X11-1/2" OR 24"X12"X11-1/2" ACTUAL SIZED HEPA FILTERS AND 24"X24"X(2" OR 4") OR 24"X12"X(2" OR 4") NOMINAL SIZE PREFILTERS.
- ALL FILTERS TO HAVE A DOWNSTREAM SEAL.
- LOCKING MECHANISM WILL ONLY BE OPERATED FROM ONE SIDE ON 2 DOOR MODELS.
- UNIT COMES STANDARD WITH OUT TURNED FLANGES

### STANDARD GAGE OPTIONS:

UNLESS OTHER GAGES ARE SPECIFIED (REFER TO SHEET CSD-020), PREFILTER GAGES SHALL BE A MAGNEHELIC 2001 OR PHOTOHELIC A3001, THE HEPA GAGES SHALL BE A MAGNEHELIC 2003 OR PHOTOHELIC A3003, AND THE OVERALL GAGES SHALL BE A MAGNEHELIC 2005 OR PHOTOHELIC A3005. UNLESS OTHERWISE NOTED, THE GAGE TUBING SHALL BE TYGON WITH NYLON FITTINGS.

\*\*ON ONE DOOR MODELS SPECIFY SIDE FOR DOOR, ON TWO DOOR MODELS SPECIFY SIDE FOR LOCKING MECHANISM.

## CUSTOMER INFORMATION

IF YOU DO NOT SEE THE OPTIONS YOU REQUIRE,  
THE MANUFACTURER CAN CUSTOM DESIGN YOUR  
HOUSING TO NEARLY ANY SIZE AND SPECIFICATION.

REV.	DRAWN BY DATE	DESCRIPTION:	APPR. BY DATE
THE DEVICE DEPICTED AND DESCRIBED HEREON EMBODIES PROPRIETARY INFORMATION OWNED BY P&G MANUFACTURING INC. ALL DESIGN, MANUFACTURING, REPRODUCTION, SALES, AND PATENT RIGHTS REGARDING THIS DEVICE OR DRAWING ARE RESERVED EXCEPT WHERE EXPLICIT RIGHT IS GRANTED IN WRITING.		UNLESS OTHERWISE SPECIFIED • ALL DIMENSIONS ARE IN INCHES • TOLERANCES ARE: FRACTION: $\pm 1/8"$ DECIMAL: $\pm .125"$ ANGULAR: $\pm 1^\circ$	

## GASKET HEPA SIDE ACCESS



**Filtration Group®**  
HVAC

## SALES DRAWING

DRAWN BY: WMA	DATE: 5/10/10	DWG SCALE: NTS	
APPROVED BY: JWW	DATE: 6/29/10	DRAWING NO.: CSD-012	SHEET 1 OF 1 REV. C

DWG SCALE: 24" TEXT HEIGHT: 1/8"